



SUPREME
2023 SURF WAKE RIDE



02 WELCOME
TO
2023

04 MOST
VALUABLE
TOWBOAT

16 BUILDING
OUR
PASSION

20 MAKING
LIVES
BETTER

24 SURF
WAKE
RIDE

34 2023
MODEL
LINE-UP

44 COLORS
GELCOAT
FEATURES

46 SPECS
AND
OPTIONS

TABLE OF CONTENTS





At Supreme we are committed to making boats that enable you to surf, wake, ride and repeat without worry or concern. We're committed to making life better by elevating the towboat ownership experience. We see Supreme boats as an investment in a family's joy, peace of mind and ultimately, a tool for positive change in their lives. With that in mind, it is our responsibility to handle each boat and each buyer with extreme care. We do that so you have only one task to do – have fun! This is a company with a passion for building boats. As our customer, you are like family, and we want only the best for our families.



The deep V you see along the bottom of the hull is the source of our 20 degrees of deadrise, which enables the hull to slice through chop while maintaining a smooth ride. The ZS models with our Tapered-V Hull design create more water displacement with less weight because the design enables the rear of the boat to sit lower in the water when weighted. This intensifies the waves and wakes produced. The EZ-V Hull under the S220 and S240 displaces water to create a surfable wave right off the trailer. It's so easy you can get started and quickly find yourself in "the zone," where nothing else matters but the experience on the water. That's by design.

LEARN MORE»



OUR SUCCESS RUNS DEEP


It's no secret that Supreme builds boats with superior surfability. But you may not realize that the reason our boats can produce such amazing wakes is the modified deep-V hull design built into the Tapered-V and EZ-V running surfaces. It beats a flat hull every time it comes to shaping wakes to the specifications you want for your performance. With double the degree of V (20 degrees of deadrise) of our competitors, our modified deep-V starts at water level and displaces more water with less ballast weight. The 'modified' piece of this design adds balance to the hull to guard against side-to-side weight shift negatively impacting the symmetry of the waves and wakes.





BALLAST IS KEY TO GREAT WAVES

Creating waves from ballast isn't a new concept, but not all ballast options are created equal. At Supreme we distribute our ballast options evenly throughout the boat for a low bow rise smooth ride and to displace the entire running surface, not just portions of it. The result is a nice, long wave with consistent push from face to curl. This makes your surfing sweet spot adjustable, whether you prefer to be right behind the boat or 20 feet back. With our QuickSurf, Zero Off Speed Control, Stinger Wake Plate, or Silent Stinger, you have unmatched control over height, length, and shape of the wave.



YOUR
WAVE
YOUR
STYLE



YOU CAN DESIGN THE PERFECT SURF WAVE

Whether you are a beginner, or have perfected your style, Supreme's adjustable ballast options let you customize your wave. Depending on the model, we offer up to 5100 pounds of ballast in as many as six locations, evenly distributed throughout the hull. Each ballast can be individually pumped to dial-in your perfect wave. The ballast, combined with our available QuickSurf system, which creates lift opposite the surf side of the boat and displaces the surf corner to form the wave. Wave style can be adjusted with the Stinger Wake Plate or Silent Stinger option and with the Zero Off Speed Control you pick the height, length, and shape of the wave. Consequently, our waves can grow with you. Start out with smaller waves and find your comfort zone. Increase the size as your expertise grows and you want to push yourself.



WORLD CLASS MEANS SOMETHING TO US


Our boats aren't just optimized for surfing, they're optimized for world class wake sport performance whether you surf or wakeboard. Our Quick Surf touch screen system allows you to easily toggle between surfing and wakeboarding. You can precisely manage your Supreme wake shape with easy ballast and Stinger Wake Plate adjustment. Mix it up between surfing and wakeboarding hassle free.






SAVE GAS GAIN WATER TIME

The EZ-V and Tapered-V hulls we designed for optimal performance deliver the side benefit of being 50 percent more fuel efficient than our competitors. That's thanks to the lift created by the leveling pads on the rear corners of the running surface. More fuel efficiency translates to more time on the water, less time at the pump. We like that idea.



A GOOD STORY CAN BE TOLD AND HEARD

Supreme boats are designed with ultra-low noise levels so you can use your “indoor” voice on the water. We achieve a remarkably quiet ride through efficient level-running hull design that requires lower engine RPM to power even when weighted, unibody construction that eliminates water and engine vibration noise and our available Patented Silent Stinger Wake Plate exhaust system that dampens engine noise. The decibel level while pulling a wake surfer at 3000 rpms is as low as 74 decibels in the driver’s seat. That’s the level of a kitchen dishwasher. Don’t just ski or surf – enjoy a good conversation too.







BUILDING GREAT BOATS IS OUR PASSION

We take pride and satisfaction in a job well done and making your Supreme boat look like a serious surf boat is a passion of ours. We are highly focused during every step, from meticulous mold preparation to spraying gel coat in optimum conditions, to create a sustained, deep luster finish. When your Supreme is buffed to a high shine in the Pre-Detail process we identify imperfections and fix them before the interior and exterior components are added. It's an extra step that our competitors skip, but we believe it's worth it to make your Supreme look as good as it performs.





STRONG DESIGN AND CONSTRUCTION IS AT OUR CORE

Our Unibody construction delivers advantages. We fuse all the major structural systems in the boat and together these processes work to significantly reduce noise. Our boats are strong from the inside out. Our precise chassis construction sets up six vibration-absorbing mounting points balanced to efficiently mount our Supreme GM Marine power marinized engines by PCM. Together, this delivers a quietly powerful experience.



SMILES REFLECT OUR SUCCESS

Supreme boats are smile generators. And that's how we measure success. We call them Supreme smiles. They are the involuntary indicators of joy that embody the humanization of God's glory and they provide concrete evidence that we are not just making boats but making life better. So, whether your smile is brought on by driving one of our towboats, catching a wave and riding it, launching off a symmetrical wake, or just enjoying time with family and friends on the water, if it brings a smile to your face, we have done our job. We want you to have the freedom to relax and have fun. And with our 5-year warranty, ownership of a world class Supreme boat also comes with peace of mind.

OUR MISSION YOUR JOY

As a Correct Craft company, Supreme boats embraces the mission of “Making Life Better,” and that mission drives all that we do. The surf, wake and ride of our towboats is designed to create joyful and experiences for you and your family and friends. We also help people from all walks of life experience positive change in, on and related to water. We’re not just a company that builds boats. We believe that the more we support one another as loving, caring human beings, the more of God’s glory we are reflecting as a company and as individuals. We respect one another for our differences while celebrating our similarities through water sports.













SOMETHING FOR EVERYONE

S220



LENGTH 22' | BEAM 102" | DRAFT 36" | WEIGHT 5400 LBS | FUEL CAPACITY 70 GAL
SEATING CAPACITY 14 | BALLAST 4400 LBS | STANDARD TORQUE 409 FT/LB

S240



LENGTH 24' | BEAM 102" | DRAFT 36" | WEIGHT 5700 LBS | FUEL CAPACITY 70 GAL
SEATING CAPACITY 16 | BALLAST 4800 LBS | STANDARD TORQUE 409 FT/LB

ZS232



LENGTH 23'2" | BEAM 102" | DRAFT 36" | WEIGHT 5450 LBS | FUEL CAPACITY 70 GAL
SEATING CAPACITY 14 | BALLAST 4900 LBS | STANDARD TORQUE 409 FT/LB

ZS252



LENGTH 25'2" | BEAM 102" | DRAFT 36" | WEIGHT 5900 LBS | FUEL CAPACITY 70 GAL
SEATING CAPACITY 17 | BALLAST 5100 LBS | STANDARD TORQUE 450 FT/LB





S220 | EASY RIDER

The 22-foot S220 is one of our S-Series boats that have redefined the concept of “value class.” The S220 easily accommodates 14 people in an interior that oozes luxury because its Comfort Strong Marine Vinyl by Spradling has the strength of a 17-mil top and is sewn together with indestructible Gore Tena thread by GORETEX. You can customize the look you want to create a boat unique to you. The proven EZ-V hull design offers as much as 4400 pounds of ballast in six independently pumped ballast locations. It helps you create a surfable wave the first time you are on the water. Choose between a Supreme Shine Tower (SST) made of stainless steel in the USA, or the F-Series Tower by Roswell with gel-coat color-matched tower shields. Since our boats are custom built after you order, your color scheme choices enable you to personalize the look to suit your personality.





S240 | MEETING ALL YOUR SURFING NEEDS

The S240 is an S-Series “value class” boat, which means you get more for your money. Its style rivals any premium luxury towboat and this 24-foot water sports boat will hold up to 16 people. The Supreme Shine Tower (SST) is made entirely of stainless steel here in the USA. It adds strength as well as polished style. The EZ-V hull comes by its name naturally because it will take you directly from easy to “the zone” when you’re ready by displacing water to create a surfable wave right off the trailer. It offers up to 4800 pounds of ballast, making it easy to surf like a pro or wakeboard at slower speeds. The Stinger Wake Plate and available QuickSurf system make creating a monumental wave out of the gate an easy option.



S240



ZS232 | LOOK THE PART LIVE THE PART

One glance identifies the ZS232 as a high-performance wake surfing boat. This 23-foot-2-inch Z model offers up to 4900 pounds of ballast in six individually pumped locations distributed evenly throughout the boat. That means you can dial in exactly the wave you want. The Tapered-V Hull lets you soar to new heights off the powerful wave you create. You won't be limited to one style though. You can literally shape the height, length, and shape of your surf wave through a combination of the Stinger Wake Plate or new Silent Stinger option, QuickSurf, six-location ballast settings and Zero Off Speed Control. This amazing adjustability is easy to create from the moment you get out on the water and the boat's surf performance can grow with your surfing skills.





ZS252 | LIMO RIDE ON A BUS BUDGET

The ZS252 is an entry-level wakeboard boat that defies type. Its easy off-the-line wake surf performance can be readily dialed up to professional level with the additional placement of as much as 5100 pounds of available ballast evenly distributed in six individually controlled locations. The optional QuickSurf System and Stinger Wake Plate create a wave longer than the hull that can be symmetrically switched from regular to goofy in seconds. Easily grow your skills with the additional ramp created by more ballast. Noise stays on the water as the EZ-V hull means inside noise as quiet as a common dishwasher. Wet Sounds offers amazing acoustics for your music right off the factory line, but Supreme offers the opportunity to customize as well. These are just a few reasons to consider the ZS252 – the boat that offers big fun at an entry level price.

SUPREME HELPS YOU DO YOU

2022 Supreme boats offer waves and wakes that scale smoothly from first-timer to professional. These championship wake surfing boats also offer customizable cool that allows you to showcase your individual style and turn every head at the dock doing it.

S220 | S240 Sharp



S220 | S240 Core



ZS232 | ZS252 Sharp



ZS232 | ZS2552 core



GatorStep



Chrome Supreme Decal




F-Series Tower w/ Colored Shields



Champ Audio Package by WetSounds



Silent Stinger Wake Plate



BombShell 2.0 Racks by Roswell



Slide Seat



Wireless Clamping Cell Phone Charger



QuickSurf Plates



ENGINES	S240	S220	ZS232	ZS252
Supreme Power by GM Marine Freshwater Cooled L96 6.0L/409lb-ft/1.72:1GR/1.25" DS (Optional Saltwater Package at Additional cost)	STD	STD	STD	STD
Supreme Power by GM Marine 100% Freshwater Cooled ZZ6 6.2L/465lb-ft/1.72:1GR/1.25" DS	OPT	OPT	OPT	OPT
Supreme Power by GM Marine 100% Freshwater Cooled ZZ6 Saltwater Ed 6.2L/465lb-ft/1.72:1GR/1.25" DS	OPT	OPT	OPT	OPT
Supreme Power by GM Marine Freshwater Cooled HO 6.0L/450lb-ft/1.72:1GR/1.25" DS	OPT	OPT	OPT	OPT
Supreme Power by GM Marine Freshwater Cooled HO Saltwater Ed 6.0L/450lb-ft/1.72:1GR/1.25" DS	OPT	OPT	OPT	OPT
ENGINE OPTIONS				
Engine Intake Water Strainer	STD	STD	STD	STD
Engine Flush Kit	STD	STD	STD	STD
Heavy Duty Prop / Acme 2907 16 x 13 / compatible with L96 HO or ZZ6	OPT	OPT	OPT	OPT
Salt Water Package w/Engine Flush Kit and Zinc Anodes	OPT	OPT	OPT	OPT
GELCOAT SCHEME				
Core	STD	STD	STD	STD
Sharp	OPT	OPT	OPT	OPT
DECAL / GRAPHIC OPTION				
"Supreme" Silver Gloss Chromex Decals	STD	STD	STD	STD
"Supreme" Black Matte Chromex Decals	OPT	OPT	OPT	OPT
"Supreme" White Matte Chromex Decals	OPT	OPT	OPT	OPT
TOWER OPTIONS				
Supreme Shine Tower (SST) Stainless Steel w/ White or Black Base	STD	STD	STD	STD
F-Series Black or White Tower by Roswell	OPT	OPT	OPT	OPT
GATOR STEP FLOORING SCHEME				
Gator Step Standard Single Layer Shark Fin Color	STD	STD	STD	STD
Gator Step 2-Color Salute to Service (S2S) Cut w/ Lasered Woodgrain	OPT	OPT	OPT	OPT
Gator Step 2-Color Supreme Cut	OPT	OPT	OPT	OPT
Gator Step Standard Single Layer Shark Fin Color w/ Deck Kit	OPT	OPT	OPT	OPT
Gator Step Standard Single Layer Shark Fin Color w/ Deck Kit & Riser	OPT	OPT	OPT	OPT
STEREO				
Integrated ICE stereo, AM/FM USB Stereo, In-Screen controls, 6" BLACK speakers and HTX-DSP Amplifier	STD	STD	STD	STD
Supreme CHAMP Audio Package w/1 pair BLACK Pro Rev10 Wet Sounds Tower Spkrs, Integrated ICE Stereo, AM/FM USB On-Screen Controls, 3 pair 8" BLACK Interior Spkrs and 12" Sub	OPT	OPT	OPT	OPT
Supreme CHAMP Audio Package w/1 pair WHITE Pro Rev10 Wet Sounds Tower Spkrs, Integrated ICE Stereo, AM/FM USB On-Screen Controls, 3 pair 8" WHITE Interior Spkrs and 12" Sub	OPT	OPT	OPT	OPT
Supreme HERO Pro Audio Package w/2 pair BLACK Pro Rev10 Wet Sounds Tower Spkrs, Integrated ICE Stereo, AM/FM USB On-Screen Controls, 3 pair 8" BLACK Interior Spkrs and 2-12" Subs	OPT	OPT	OPT	OPT
Supreme HERO Pro Audio Package w/2 pair WHITE Pro Rev10 Wet Sounds Tower Spkrs, Integrated ICE Stereo, AM/FM USB On-Screen Controls, 3 pair 8" WHITE Interior Spkrs and 2-12" Subs	OPT	OPT	OPT	OPT
STEREO OPTIONS				
Wet Sounds Supreme CHAMP Tower Speaker Cover Set	OPT	OPT	OPT	OPT
Wet Sounds Supreme HERO Tower Speaker Cover Set	OPT	OPT	OPT	OPT
TOWER ACCESSORIES				
BombShell 1.0 Strapless Racks by Roswell Swivel Lower Mount	OPT	OPT	OPT	OPT
BombShell 2.0 SANDBLASTED ANODIZED Strapless Racks by Roswell Swivel Lower Mount	OPT	OPT	OPT	OPT
BombShell 2.0 BLACK Strapless Racks by Roswell Swivel Lower Mount	OPT	OPT	OPT	OPT
Salute to Service Flag & Pole Package w/ Holders (Includes Supreme and US Flag)	OPT	OPT	OPT	OPT
Swivel Board Racks by Roswell, MAG,	OPT	OPT	OPT	OPT
WAKESPORTS OPTIONS				
Bow Ballast Hard Tank	STD	STD	STD	STD
SupremeFill Pumped Ballast	STD	STD	STD	STD
Bow Ballast Bag System	OPT	OPT	OPT	OPT
Supreme Plug-N-Play Rear Surf Ballast (With 2 Bags in boat)	OPT	OPT	OPT	OPT
Supreme Quick Surf System	OPT	OPT	OPT	OPT
CANVAS OPTIONS				
Bimini Top for F-Series Tower by Roswell w/ Surfboard Storage Sleeves (Black Only)	OPT	OPT	OPT	OPT
Bimini Top for F-Series Tower by Sewlong w/ Surfboard Storage Sleeves (Black Only)	OPT	OPT	OPT	OPT
Bimini Top for Supreme Shine Tower by SewLong w/ Surfboard Storage Sleeves (Black Only)	OPT	OPT	OPT	OPT
Boat Cover GRAY by Great Lakes w/HANG TYTE	OPT	OPT	OPT	OPT
Swimstep Cover GRAY by Great Lakes	OPT	OPT	OPT	OPT

RUB RAIL	S240	S220	ZS232	ZS252
Stainless Steel Rub Rail Black or White	STD	STD	STD	STD
COMFORT / CONVENIENCE / STYLING				
Depth Finder	STD	STD	STD	STD
OmniTouch 7" Touch Screen w/ ICE Stereo Control	STD	STD	STD	STD
One SmoothTrac Fin	STD	STD	STD	STD
Wake Plate	STD	STD	STD	STD
2nd SmoothTrac Fin	OPT	OPT	OPT	OPT
4 Pull up Cleats 6" (STD) + 2 Extra Pull-Out Cleats 6" (Option on Each Side Bow)	OPT	OPT	OPT	OPT
Bow Fill Cushion	OPT	OPT	OPT	OPT
Docking Lights	OPT	OPT	OPT	OPT
EU Package (Fireboy System, EU Documentation)	OPT	OPT	OPT	OPT
Grizzly 15qt cooler w/matching Gatorstep Non-skid	OPT	OPT	OPT	OPT
Grizzly 40qt cooler w/matching Gatorstep Non-skid	OPT	OPT	OPT	OPT
Heater: (1) Hot Tube & 2 Outlets	OPT	OPT	OPT	OPT
Ladder, Swimstep	OPT	OPT	OPT	OPT
Silent Stinger Wake Plate	OPT	OPT	OPT	OPT
Ski Pylon	OPT	OPT	OPT	OPT
Slide Seat Component: 1st Lean-back (must be ordered with slide seat w/ receptacles)	OPT	OPT	OPT	OPT
Slide Seat Component: 2nd Lean-back (must be ordered with slide seat w/ receptacles)	OPT	OPT	OPT	OPT
Slide Seat Component: Table (must be ordered with slide seat w/ receptacles)	OPT	OPT	OPT	OPT
Slide Seat w/ Component Receptacles, Slide Track and Limo Lighting	OPT	OPT	OPT	OPT
Supreme Removable Cooler by AO w/ Carbon Finish	OPT	OPT	OPT	OPT
Removable Pin Lounge Seat Hinges	OPT	OPT	OPT	OPT
Under Water Transom Lights (White Only)	OPT	OPT	OPT	OPT
Walk-through Wind Block	OPT	OPT	OPT	OPT
Waterproof Wireless Clamping Cell Phone Charger	OPT	OPT	OPT	OPT
REAR VIEW MIRROR				
Standard Rear View Mirror	STD	STD	STD	STD
PTM Edge 6" x 20" High Definition Panoramic Mirror & Flip Down Mount (Exch.)	OPT	OPT	OPT	OPT
2ND BATTERY PACKAGE				
2nd Battery Package with Control Center	STD	STD	STD	STD
2nd Battery Package with Control Center + Turbo M212 In boat Battery Charger 12v Dual 12 Amps	OPT	OPT	OPT	OPT
GPS OPTIONS				
Navionics US & Canada Maps for 7" OmniScreen GPS Mapping	OPT	OPT	OPT	OPT
SPEED CONTROL SYSTEMS				
Zero Off Pro GPS Cruise Control	STD	STD	STD	STD
TRAILER				
Tandem Axle Boatmate Trailer: 11 Gauge Steel, 5" Frame, Disc Brakes both Spring Axles, Large Prop Guard Rollers, Stainless Retractable Transom Straps (Pr.), 5-yr Warranty	STD	STD	STD	STD
TRAILER TOP COAT				
Boatmate Elite Shield Top Coat Paint	OPT	OPT	OPT	OPT
TRAILER TREAD				
Match GatorStep to Flooring on the rest of the order	STD	STD	STD	STD
Aluminum Tread Plate	OPT	OPT	OPT	OPT

Fineline Industries LLC reserves the right to change model specifications, standard and optional equipment, color schemes and pricing at any time without notice or incurring obligations. It is the Dealer's responsibility to adhere to all State and Local regulations and laws governing minimum requirements needed on each boat, such as trailer brakes, kill switches and other safety equipment.





wsia WAKE RESPONSIBLY

Stay at least 200 feet away from shoreline, docks or other structures. Keep music at reasonable levels. Sound travels well over water. If it's loud enough to hear 80 feet back, it is likely loud enough for homeowners to hear, too. Minimize repetitive passes on any one portion of shoreline. Once you've run the same line for a while, move on to another area. Remember, you are responsible for your own wake.

For additional safety information, please visit the US Coast Guard Auxiliary at www.cgauxed.org or the Water Sports Industry Association at www.wsia.net.

Correct Craft
Making Life Better

Celebrating 97 years of excellence in the marine industry, Correct Craft is a Florida-based company with global operations. Focused on "Making Life Better," the Correct Craft family includes Nautique, Centurion, Supreme, Bass Cat, Yar-Craft, SeaArk, Parker, and Bryant boat companies, Pleasurecraft Marine Engine Group, Watershed Innovation and Aktion Parks.

NMMA Certified Boats & Trailers – Tested. Inspected. Respected.

While there are many factors to consider when you are buying a new boat, choosing NMMA Certified is one of the smartest decisions you can make. Every NMMA Certified boat undergoes tough, third-party inspections to ensure it meets stringent industry safety and construction standards set by the American Boat & Yacht Council (ABYC), ultimately exceeding the minimum requirements of the U.S. Coast Guard. That means you can be confident you are buying a boat from a manufacturer that has gone the extra mile to earn the right to display the NMMA Certified logo. To learn more about NMMA Certification, visit DiscoverBoating.com/certification.



We couldn't tell our story alone; it takes a well-rounded team to unite towards an ultimate vision. Not only does this team have to perform well on their own, they have to come together in a way that conveys a cohesive message and story. Finding a team that gels and cooperates effectively can often be an elusive goal for many companies, but for Supreme Boats this team's collaboration has resulted in Worlds best work fit for the most valuable towboats. We would like to thank the amazing team members who made this 2023 Supreme Boats catalog possible, our team consists of great partners, team athletes, ambassadors, and of course a dedicated family of employees.

Robert Snow Photography | Goff Photography | Proof Creative | Nancy Crowell | Justin Green | Shell Buchner | Nick Singer | Stephanie Gonzales
Blake Wasden | David O'Caoimh | Jimmi & Kaley Sparling | Ashley Kidd | Keenan Flegel | Tyler Stewart | Whitley Stewart | The Stewart Family
Robert Hoelscher | Connor Burns | Taylor McCullough | JB O'Neil | Chad Lowe | Kylee Hassett | Alyse Singer | Sarah Tedore | Sean Kilgus
New Melones Lake and Marina | Brandon Jones at Lake Fontana Village Marina | Eagle Field Drags



SURF WAKE RIDE

SUPREME
BOATS

601 Gil Harbin Industrial Blvd, Valdosta GA 31601
www.supremetowboats.com | info@centurion-supreme.com